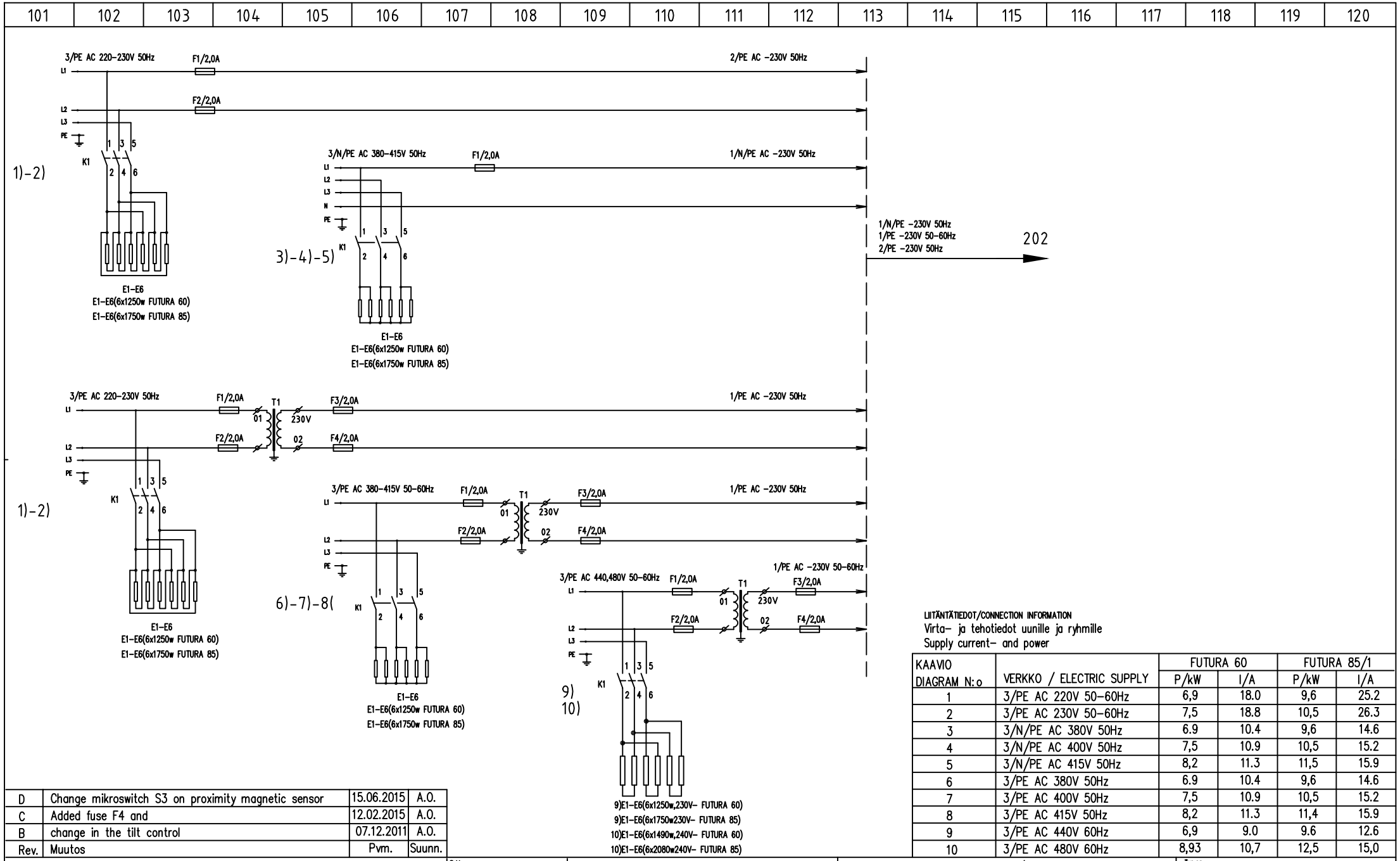

LIITÄNTÄTIEDOT/CONNECTION INFORMATION
Virta- ja tehotiedot uunille ja ryhmille
Supply current- and power

KAAVIO DIAGRAM N:o	VERKKO / ELECTRIC SUPPLY	FUTURA 60		FUTURA 85/1	
		P/kW	I/A	P/kW	I/A
1	3/PE AC 220V 50-60Hz	6,9	18.0	9,6	25.2
2	3/PE AC 230V 50-60Hz	7,5	18.8	10,5	26.3
3	3/N/PE AC 380V 50Hz	6.9	10.4	9,6	14.6
4	3/N/PE AC 400V 50Hz	7,5	10.9	10,5	15.2
5	3/N/PE AC 415V 50Hz	8,2	11.3	11,5	15.9
6	3/PE AC 380V 50Hz	6.9	10.4	9,6	14.6
7	3/PE AC 400V 50Hz	7,5	10.9	10,5	15.2
8	3/PE AC 415V 50Hz	8,2	11.3	11,4	15.9
9	3/PE AC 440V 60Hz	6,9	9.0	9.6	12.6
10	3/PE AC 480V 60Hz	8,93	10,7	12,5	15,0

Rev.	Muutos	Pvm.	Suunn.
D	Change mikroswitch S3 on proximity magnetic sensor	15.06.2015	A.O.
C	Added fuse F4 and	12.02.2015	A.O.
B	change in the tilt control	07.12.2011	A.O.

—METOS—

Teki DESING 15.06.2019/A.O
Tark. CHKD
Hyv. APPR

PAISTINPANNU FUTURA 60,85/60H,85H/60W,85W/60HW,85HW-1 zone heating
BRATT PAN FUTURA 60,85/60H,85H/60W,85W/60HW,85HW-1 zone heating
STEKBORD FUTURA 60,85/60H,85H/60W,85W/60HW,85HW-1 zone heating

Kytkentäkaavio
Connection diagram
Kopplingsschema

3/PE AC 220-230V 50Hz
3/N/PE AC 380-415V 50Hz
3/PE AC 380-480V 50-60Hz

Typ nro PROJNR
Tiedosto FILE T02737D3
Lehti SHEET 3/1
Piir. nro DWG NR T02737D3
REV

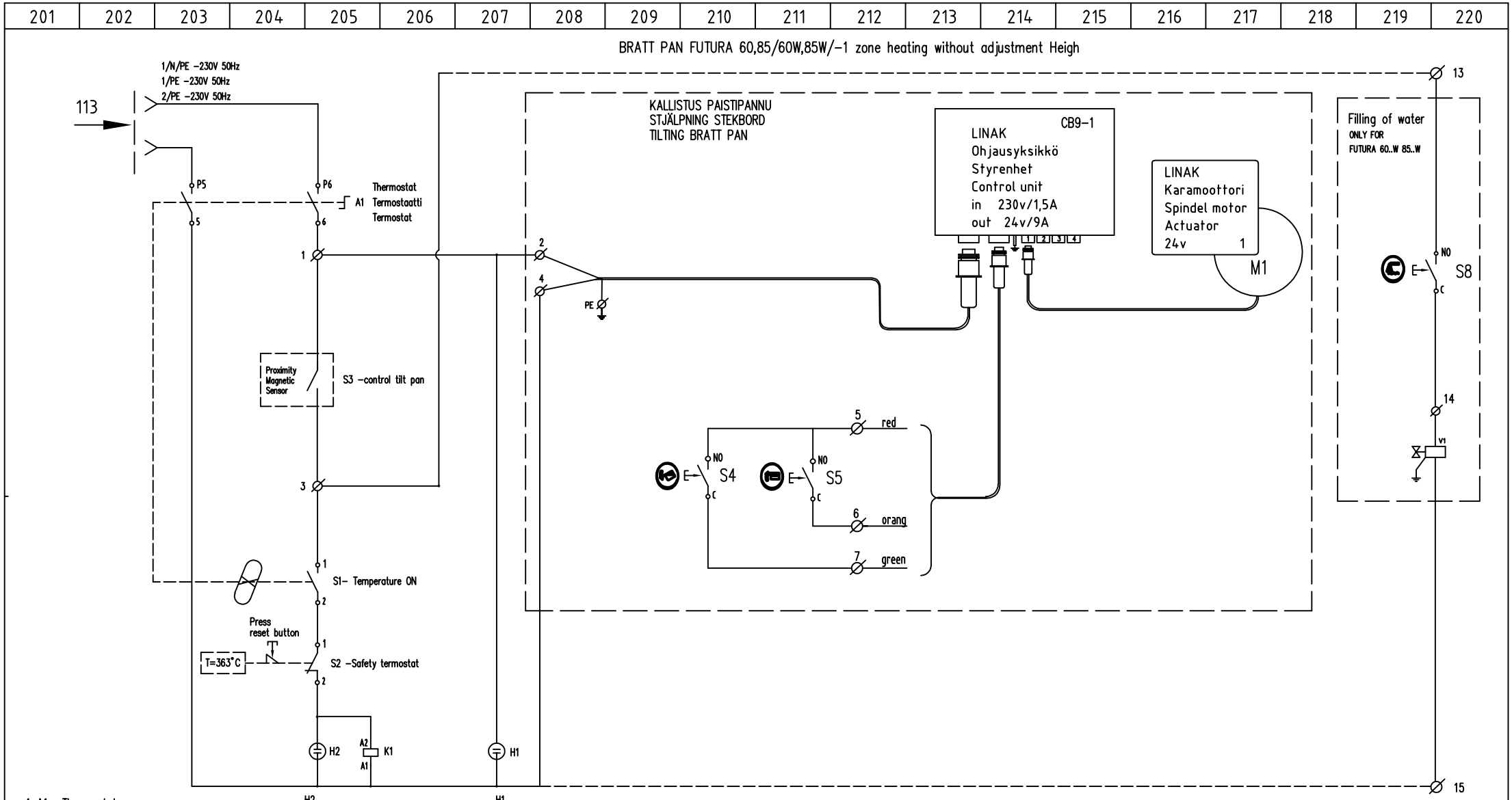

1 A1 -Thermostat
2 S1 -Temperature ON
3 S2 -Safety termostat
4 S3 -control tilt pan
5 S4,S5 -switch controls the slope
6 S6,S7 -switch height adjustment
7 S8 -switch filling of water
8 V1 -valve filling of water

H2
Temperature
Lämpötila
Temperatur

H1
Pan switched ON
Virta Päällää
Strömmen Påslagen

METOS	Teki DESING 15.06.2019/A.O	PAISTINPANNU FUTURA 60,85/60H,85H/60W,85W/60HW,85HW-1 zone heating	Kytkentäkaavio	3/PE AC 220-230V 50Hz	Typ nro PROJNR
	Tark. CHKD	BRATT PAN FUTURA 60,85/60H,85H/60W,85W/60HW,85HW-1 zone heating	Connection diagram	3/N/PE AC 380-415V 50Hz	Tiedosto FILE T02737D3 / Lehti SHEET 3/2
	Hyv. APPR	STEKBORD FUTURA 60,85/60H,85H/60W,85W/60HW,85HW-1 zone heating	Kopplingsschema	3/PE AC 380-480V 50-60Hz	Piir. nro DWG NR T02737D3 / REV

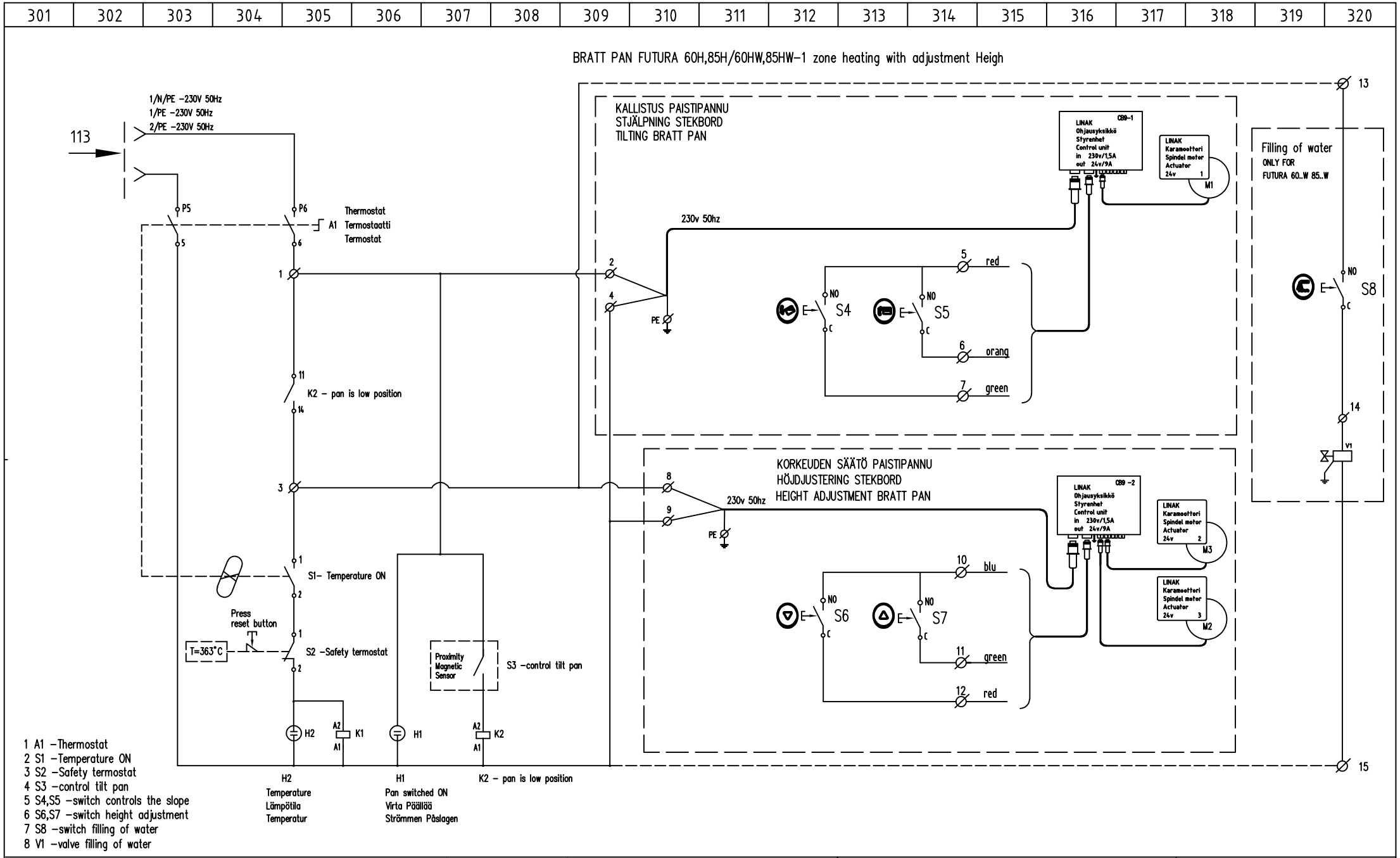

METOS

Teki DESING 15.06.2019/A.O	PAISTINPANNU FUTURA 60,85/60H,85H/60W,85W/60HW,85HW-1 zone heating	Kytkentäkaavio	3/PE AC 220-230V 50Hz	Typ nro PROJNR	
Tark. CHKD	BRATT PAN FUTURA 60,85/60H,85H/60W,85W/60HW,85HW-1 zone heating	Connection diagram	3/N/PE AC 380-415V 50Hz	Tiedosto FILE T02737D3	Lehti SHEET 3/3
Hyv. APPR	STEKBORD FUTURA 60,85/60H,85H/60W,85W/60HW,85HW-1 zone heating	Kopplingsschema	3/PE AC 380-480V 50-60Hz	Piir. nro DWG NR T02737D3	REV

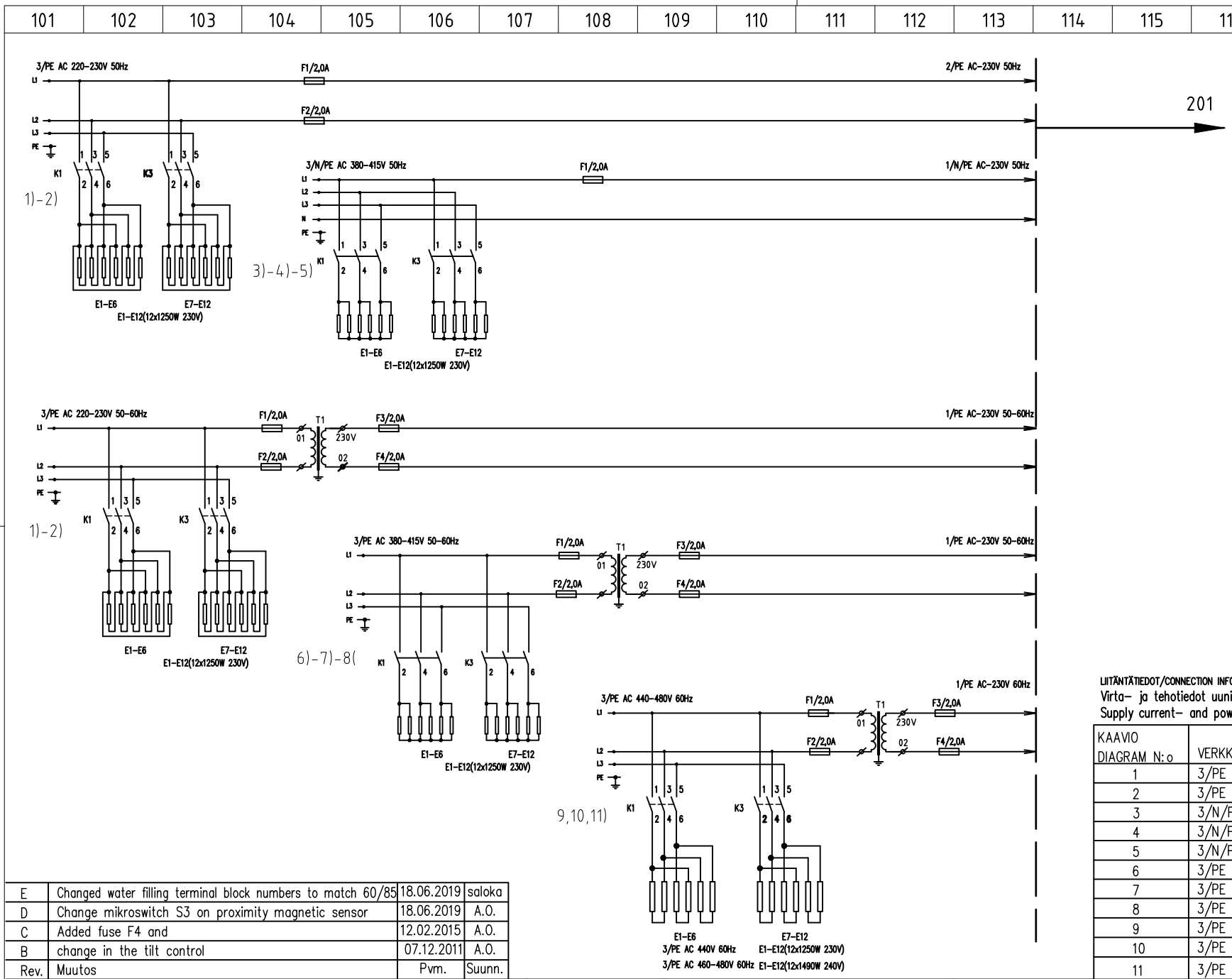

LIITÄNTÄTIEDOT/CONNECTION INFORMATION

Virta- ja tehotiedot uunille ja ryhmille

Supply current- and power

KAAVIO DIAGRAM N:o	VERKKO / ELECTRIC SUPPLY	FUTURA 110		
		E1-E12	P/kW	I/A
1	3/PE AC 220V 50-60Hz	1250W 230V	13.7	36.0
2	3/PE AC 230V 50-60Hz	1250W 230V	15.0	37.6
3	3/N/PE AC 380V 50Hz	1250W 230V	13.7	20.8
4	3/N/PE AC 400V 50Hz	1250W 230V	15.0	21.7
5	3/N/PE AC 415V 50Hz	1250W 230V	16.3	22.7
6	3/PE AC 380V 50Hz	1250W 230V	13.7	20.8
7	3/PE AC 400V 50Hz	1250W 230V	15.0	21.7
8	3/PE AC 415V 50Hz	1250W 230V	16.3	22.7
9	3/PE AC 440V60Hz	1250W 230V	13.7	18.0
10	3/PE AC 460V60Hz	1490W 240V	17,2	21,5
11	3/PE AC 480V60Hz	1490W 240V	18,7	22,4

Rev.	Muutos	Pvm.	Suunn.
E	Changed water filling terminal block numbers to match 60/85	18.06.2019	saloka
D	Change mikroswitch S3 on proximity magnetic sensor	18.06.2019	A.O.
C	Added fuse F4 and	12.02.2015	A.O.
B	change in the tilt control	07.12.2011	A.O.

—METOS—

Teki DESING 18.06.2018/A.O
Tark. CHKD
Hyv. APPR

PAISTINPANNU FUTURA 110/110H/110W/110HW
BRATT PAN FUTURA 110/110H/110W/110HW
STEKBORD FUTURA 110/110H/110W/110HW

Kytkentäkaavio
Connection diagram
Kopplingsschema

3/PE AC 220-230V 50Hz
3/N/PE AC 380-415V 50Hz
3/PE AC 380-480V 50-60Hz

Typ nro PROJ.NR
Tiedosto FILE T02739
Lehti SHEET 2/1
Piir. nro DWG NR T02739E
REV E

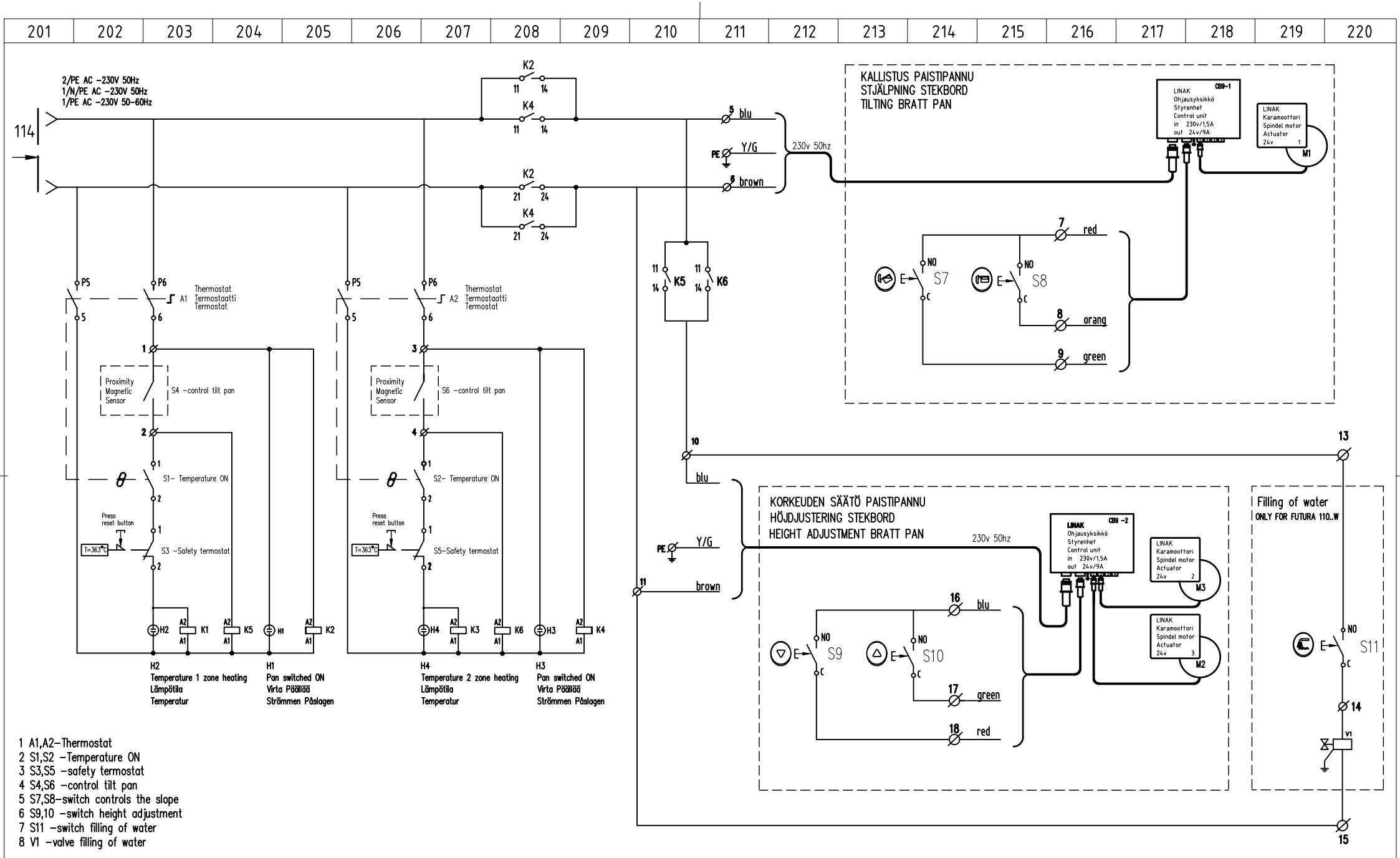

1 A1,A2-Thermostat
2 S1,S2 -Temperature ON
3 S3,S5 -safety termostat
4 S4,S6 -control tilt pan
5 S7,S8-switch controls the slope
6 S9,10 -switch height adjustment
7 S11 -switch filling of water
8 V1 -valve filling of water

-METOS-	Teki DESING 12.02.2015/A.O Tark. CHKD Hyv. APPR	PAISTINPANNU FUTURA 110/110H/110W/110HW BRATT PAN FUTURA 110/110H/110W/110HW STEKBORD FUTURA 110/110H/110W/110HW	Kytkentäkaavio Connection diagram Kopplingsschema	3/PE AC 220-230V 50Hz 3/N/PE AC 380-415V 50Hz 3/PE AC 380-480V 50-60Hz	Typ nro PROJ.NR Tiedosto FILE T02739 Piir. nro DWG NR T02739E Lehti SHEET 2/2 REV E

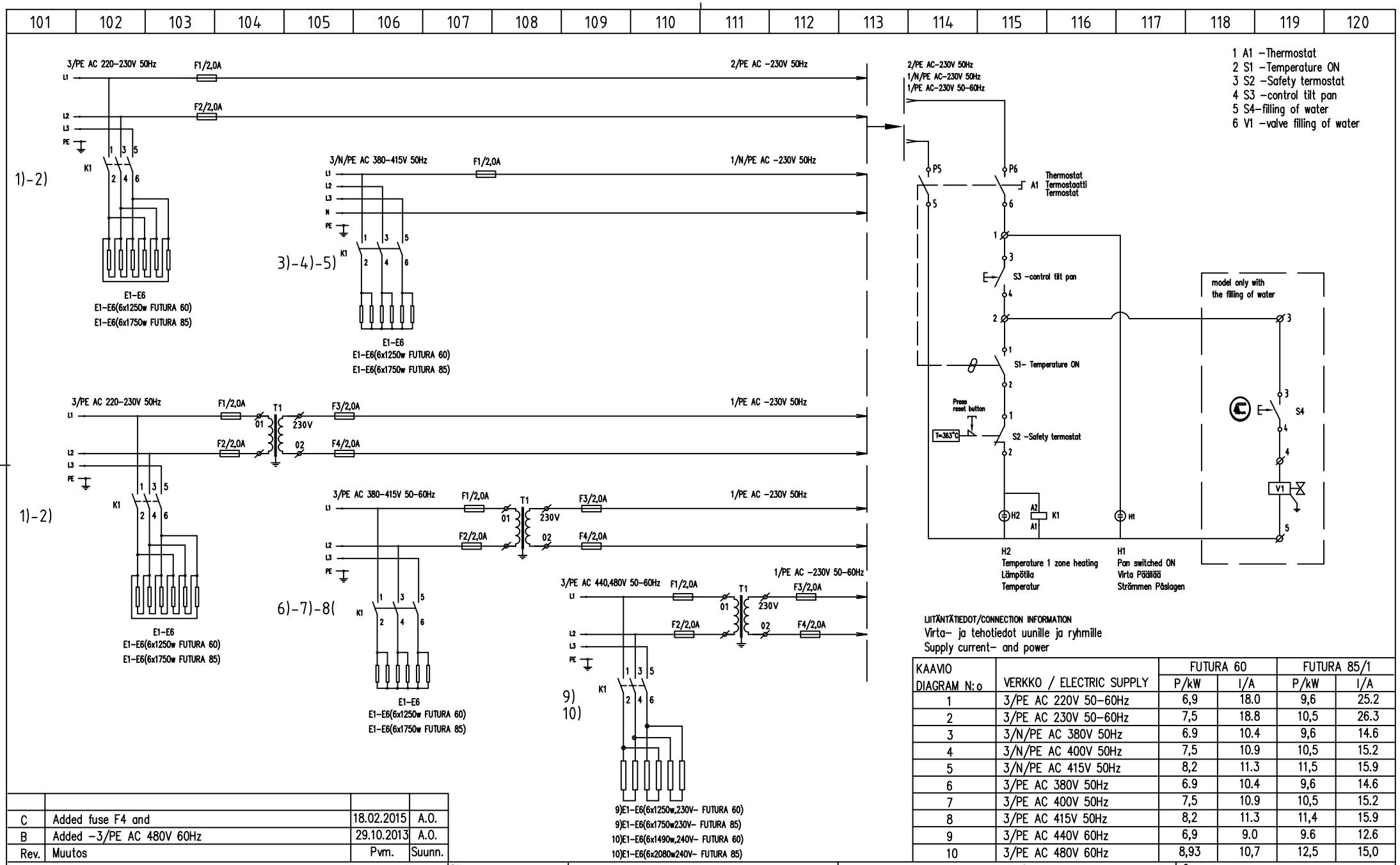

LIITÄNTÄTIEDOT/CONNECTION INFORMATION
Virta- ja tehotiedot uunille ja ryhmille
Supply current- and power

KAAVIO DIAGRAM N:o	VERKKO / ELECTRIC SUPPLY	FUTURA 60		FUTURA 85/1	
		P/kW	I/A	P/kW	I/A
1	3/PE AC 220V 50-60Hz	6,9	18.0	9,6	25.2
2	3/PE AC 230V 50-60Hz	7,5	18.8	10,5	26.3
3	3/N/PE AC 380V 50Hz	6.9	10.4	9,6	14.6
4	3/N/PE AC 400V 50Hz	7,5	10.9	10,5	15.2
5	3/N/PE AC 415V 50Hz	8,2	11.3	11,5	15.9
6	3/PE AC 380V 50Hz	6.9	10.4	9,6	14.6
7	3/PE AC 400V 50Hz	7,5	10.9	10,5	15.2
8	3/PE AC 415V 50Hz	8,2	11.3	11,4	15.9
9	3/PE AC 440V 60Hz	6,9	9.0	9.6	12.6
10	3/PE AC 480V 60Hz	8,93	10,7	12,5	15,0

Rev.	Muutos	Pvm.	Suunn.
C	Added fuse F4 and	18.02.2015	A.O.
B	Added -3/PE AC 480V 60Hz	29.10.2013	A.O.

-METOS-

Teki DESING 18.02.2015/A.O
Tark. CHKD
Hyv. APPR

PAISTINPANNU FUTURA 60M,85M/1 zone heating
BRATT PAN FUTURA 60M,85M/1 zone heating
STEKBORD FUTURA 60M,85M/1 zone heating

Kytkentäkaavio
Connection diagram
Kopplingsschema

3/PE AC 220-230V 50Hz
3/N/PE AC 380-415V 50Hz
3/PE AC 380-440V 50-60Hz

Typ nro PROJ.NR
Tiedosto FILE T03144C3
Lehti SHEET 1/1
Piir. nro DWG NR T03144C3
REV

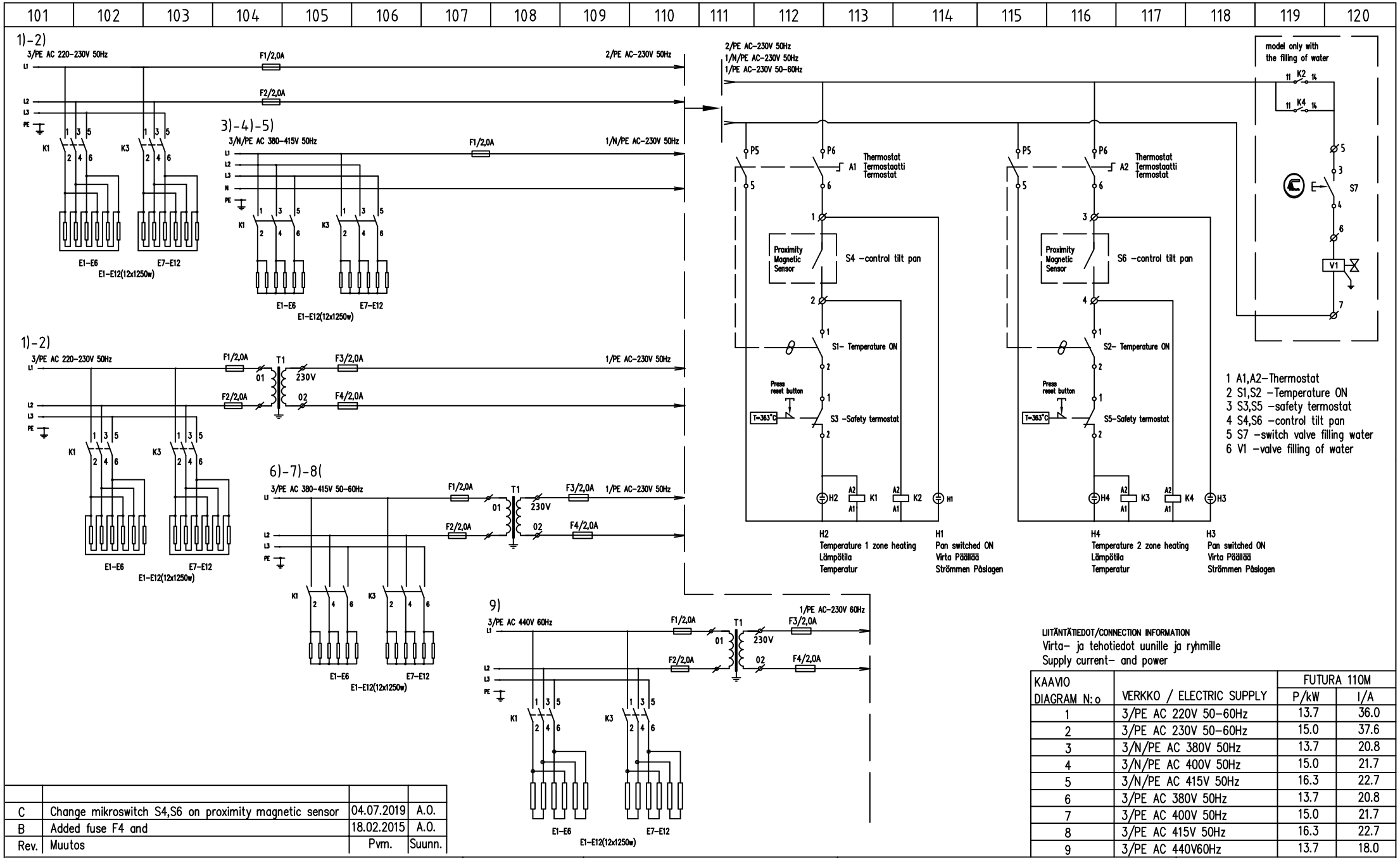

LIITÄNTÄTIEDOT/CONNECTION INFORMATION
Virta- ja tehotiedot uunille ja ryhmille
Supply current- and power

KAAVIO DIAGRAM N:o	VERKKO / ELECTRIC SUPPLY	FUTURA 110M P/kW	FUTURA 110M I/A
1	3/PE AC 220V 50-60Hz	13.7	36.0
2	3/PE AC 230V 50-60Hz	15.0	37.6
3	3/N/PE AC 380V 50Hz	13.7	20.8
4	3/N/PE AC 400V 50Hz	15.0	21.7
5	3/N/PE AC 415V 50Hz	16.3	22.7
6	3/PE AC 380V 50Hz	13.7	20.8
7	3/PE AC 400V 50Hz	15.0	21.7
8	3/PE AC 415V 50Hz	16.3	22.7
9	3/PE AC 440V60Hz	13.7	18.0

Rev.	Muutos	Pvm.	Suunn.
C	Change mikroswitch S4,S6 on proximity magnetic sensor	04.07.2019	A.O.
B	Added fuse F4 and	18.02.2015	A.O.

—METOS—

Teki DESING 04.07.2019/A.O
Tark. CHKD
Hyv. APPR

PAISTINPANNU FUTURA 110M/110MW
BRATT PAN FUTURA 110M/110MW
STEKBORD FUTURA 110M/110MW

Kytkentäkaavio
Connection diagram
Kopplingsschema

3/PE AC 220-230V 50Hz
3/N/PE AC 380-415V 50Hz
3/PE AC 440V 60Hz

Typ nro PROJ.NR
Tiedosto FILE T03151C3
Lehti SHEET 1/1
Piir. nro DWG NR T03151C3
REV

101	102	103	104	105	106	107	108	109	110	111	112	113	114	115	116	117	118	119	120

CONNECTION DIAGRAM FOR HEATING ELEMENTS
VASTUKSIEN KYTKENTÄOHJE ERI JÄNNITEJÄRJESTELMILLÄ

3/PE 220-230V 50Hz

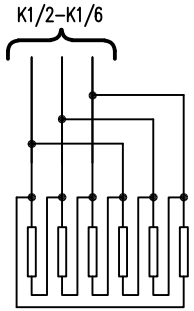

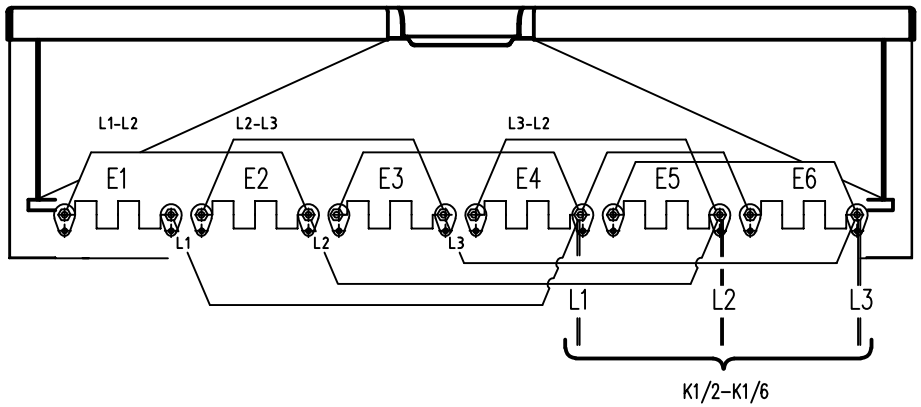

3/N/PE 380-415V 50Hz
3/PE 380-415V 50Hz

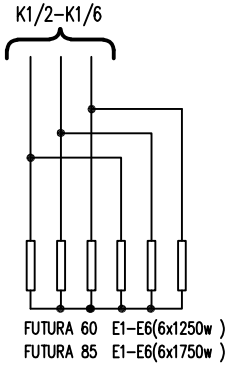

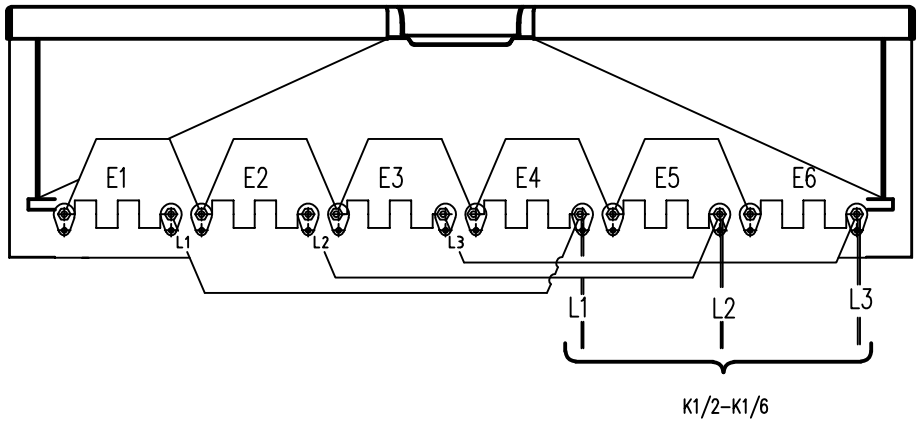

3/PE 440V 60Hz

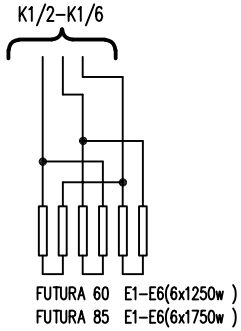

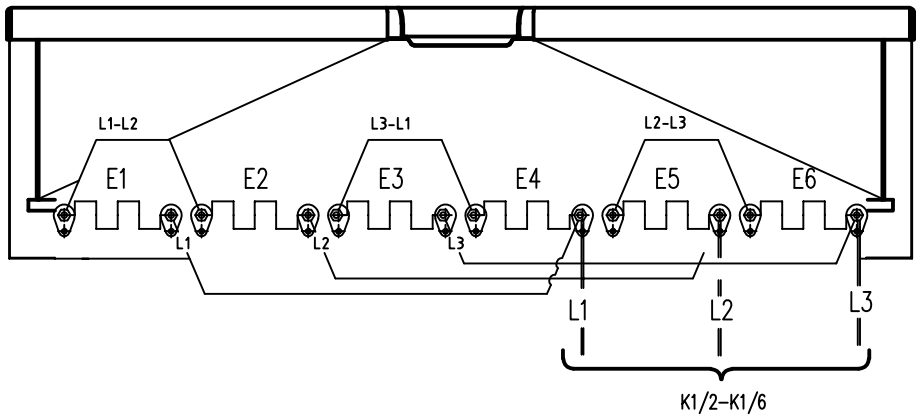

3/PE 220-230V 50Hz

3/N/PE 380-415V 50Hz
3/PE 380-415V 50Hz

3/PE 440V 50-60Hz

METOS

Teki DESING	02.09.2011/A.O	PAISTINPANNU FUTURA 60,85/1zone BRATT PAN FUTURA 60,85/1zone STEKBORD FUTURA 60,85/1zone	Kytkentäkaavio Connection diagram Kopplingsschema	3/PE AC 220-230V,50Hz 3/N/PE AC 380-415V,50Hz 3/PE AC 380-415V,50Hz 3/PE AC 440V,60Hz	Typ nro PROJNR
Tark. CHKD					Tiedosto FILE T02746A3 — Lehti SHEET 1/1
Hyv. APPR					Pltr. nro DWG NR T02746A3 — REV

101	102	103	104	105	106	107	108	109	110	111	112	113	114	115	116	117	118	119	120

3/PE 220–230V 50Hz

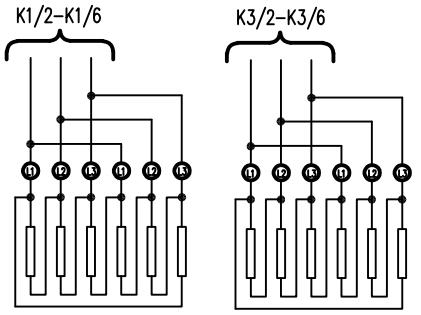

E1–E6(6x1250W 230V) E7–E12(6X1250W 230V)

3/N/PE 380–415V 50Hz
3/PE 380–415V 50Hz

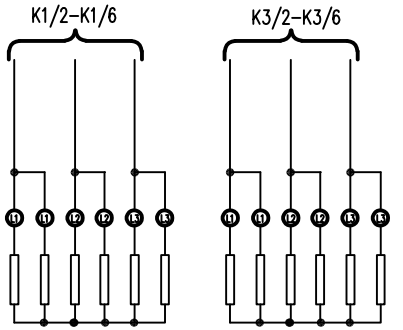

E1–E6(6x1250W 230V) E7–E12(6X1250W 230V)

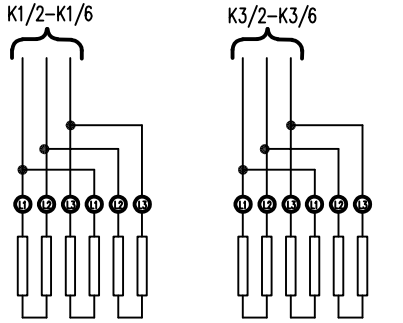

3/PE 440V 60Hz

E1–E6(6X1250W 230V) E7–E12(6X1250W 230V)

3/PE 460–480V 60Hz

E1–E6(6X1490W 240V) E7–E12(6X1490W 240V)

3/PE 220-230V 50Hz

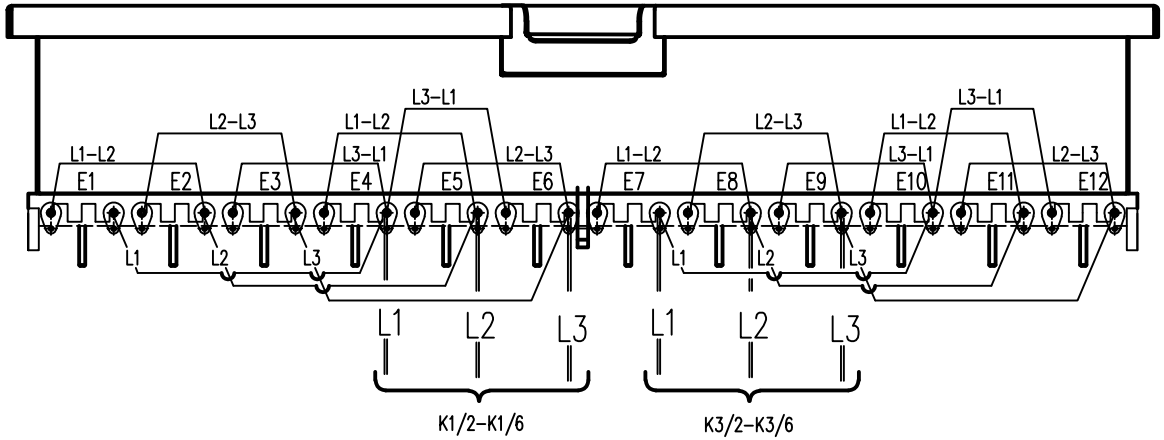

3/N/PE 380-415V 50Hz
3/PE 380-415V 50Hz

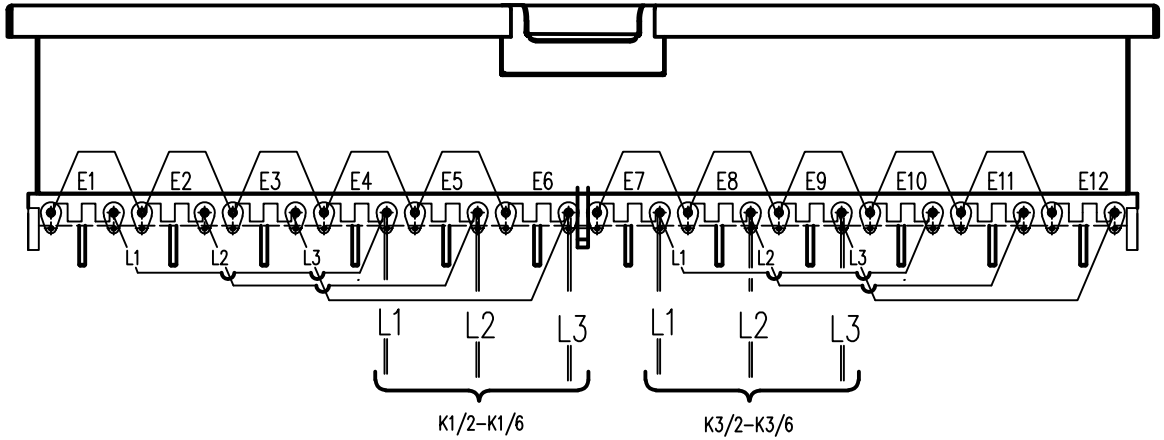

3/PE 440-480V -60Hz

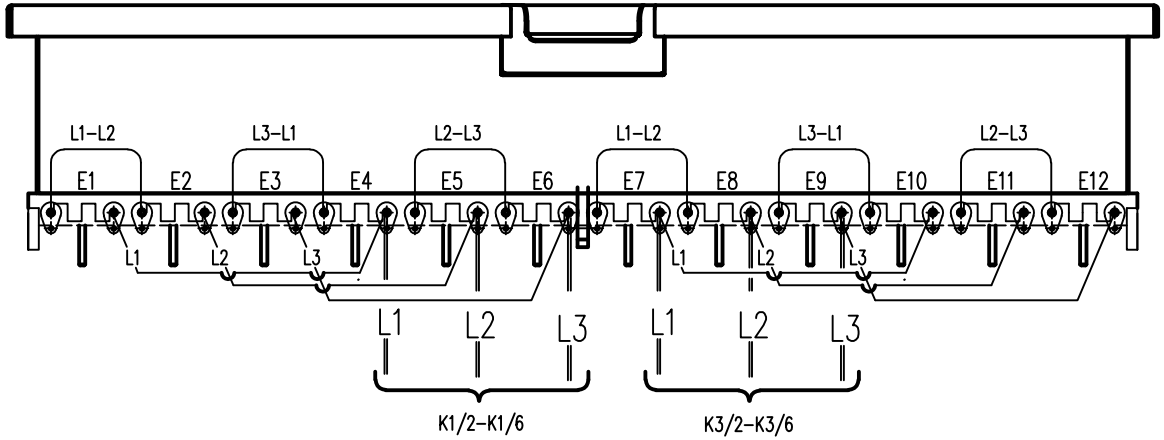

METOS

Teki DESING	27.10.2014/A.O	PAISTINPANNU FUTURA 110 BRATT PAN FUTURA 110 STEKBORD FUTURA 110	LÄMPÖELEMENTTIEN KYTKENTÄ VÄRME ELEMENT KOPPLING HEATING ELEMENT CONNECTION	3/PE AC 220–230V,50Hz 3/N/PE AC 380–415V,50Hz 3/PE AC 380–415V,50Hz 3/PE AC 440–480V,60Hz	Typ nro PROJ.NR
Tark. CHKD					Tiedosto FILE T02748B3 — Lehti SHEET 1/1
Hyv. APPR					Piir. nro DWG NR T02748B3 — REV