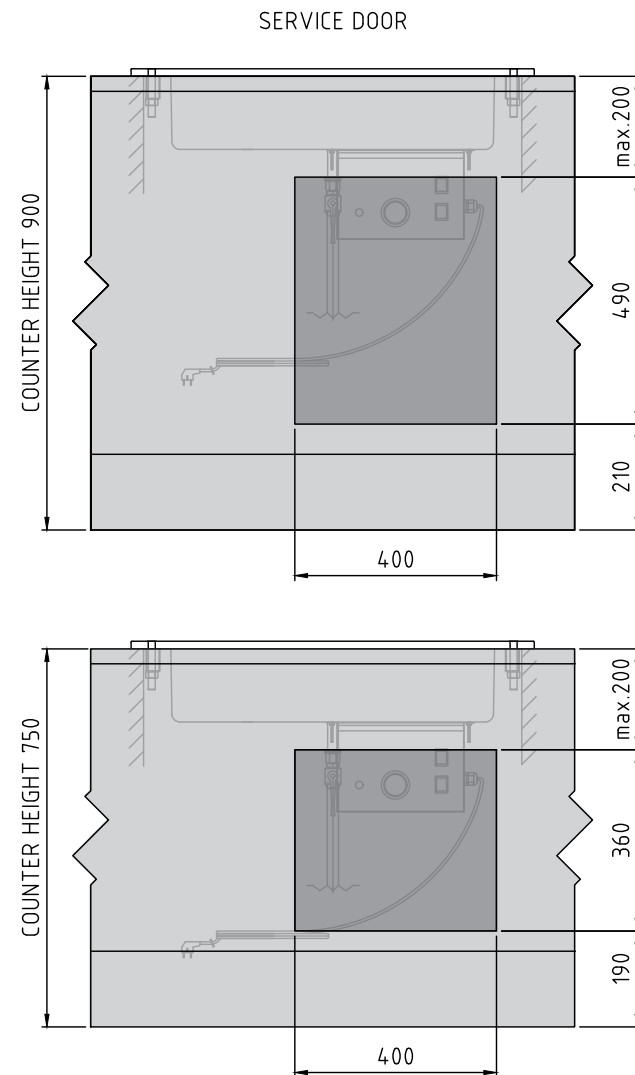
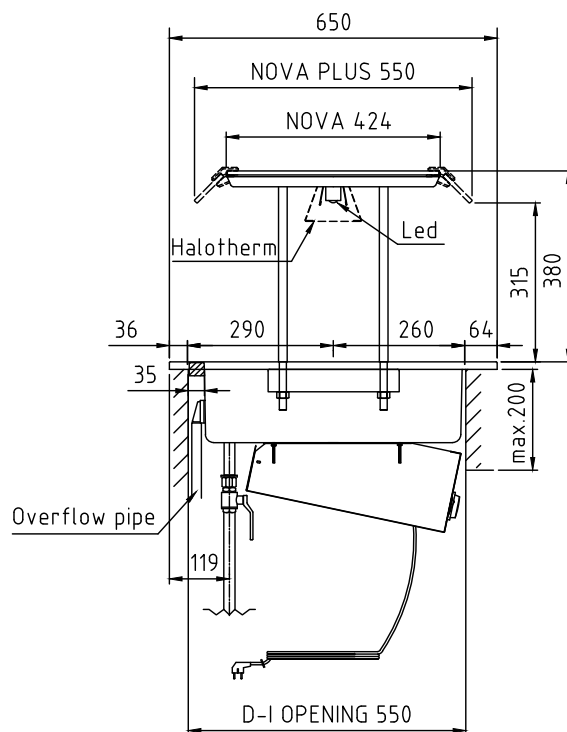
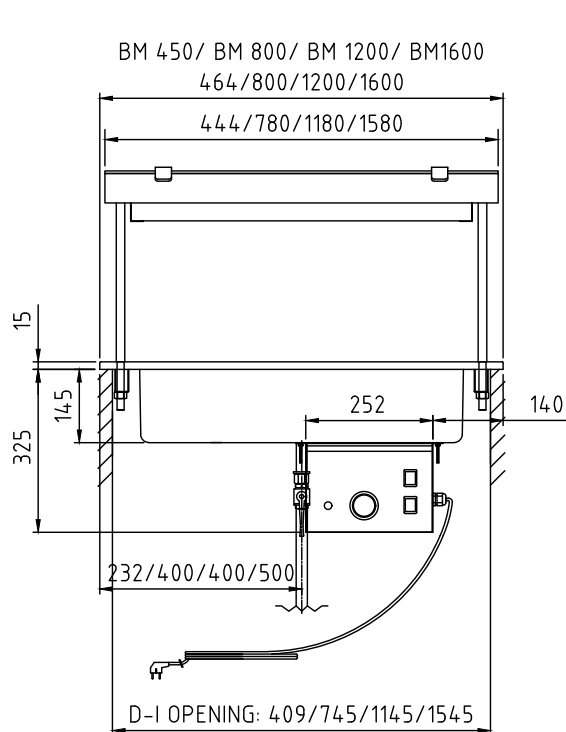


DROP-IN BAIN MARIE



The length of the connection cable is 3,2 m.

When constructing the counter, an opening for the connection cable must be considered. The opening must be at least the size of a plug (diameter min. 40 mm). In addition, the edges of the opening must be finished to make sure that the connection cable is not damaged by rubbing against the opening edge.

Drain: 22/16 mm

Unit is fitted with a 1 m drain hose.

The counter, where drop-in units are installed, must be damp-proof and strong enough to bear the appliance weight.

UPPER SHELF				DROP IN OPENINGS	NET WEIGHT	
LED		HALOTHERM				
NOVA CODE	NOVA PLUS CODE	NOVA CODE	NOVA PLUS CODE			
4138765	4322065	4138776	4322076	DI-BM 450	409mm x 550mm	24 kg
4138767	4322067	4138778	4322078	DI-BM 800	745mm x 550mm	36 kg
4138769	4322069	4138780	4322080	DI-BM 1200	1145mm x 550mm	49 kg
-	-	4318884	-	DI-BM 1600	1545mm x 550mm	55 kg