

Vattendispenser Metos

Drop-In WD-EN

Drop-in model som byggs i möbel. Elektronisk hane

- avlopp i toppen

- neutral utan kylmaskin



Vattendispenser Metos Drop-In WD-EN

Produktkapasitet	60 liter / timme
Bredd mm	330
Djup mm	400
Höjd mm	15
Paketvolym	0,009
Volymerhet	m ³
Paketvolym	0,009 m ³
Längd på förpackning	38
Bredd på förpackning	45
Höjd på förpackning	5
Förpackningsstorlek	cm
Dimensioner på förpackning (LxBxH)	38x45x5 cm
Nettovikt	4
Nettovikt med ental	4 kg
Bruttovikt	4
Vikt inkl. emballage	4 kg
Viktenhet	kg
Anslutningseffekt kW	0,1
Säkringsstorlek A	10
Spänning V	230
Antal fasor	1N
Frekvens Hz	50
Typ av anslutning	Stickkontakt
Elektrisk anslutning	EL.kran, halvfast, 1N, 230V
Kallvatten diameter	R1/2"
Kallvatten, max tryck kPa	500
Avlopp, diameter	R1/2"

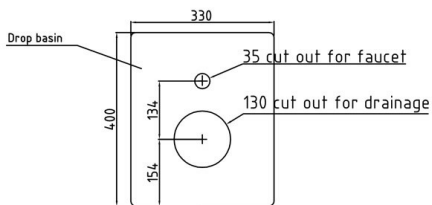
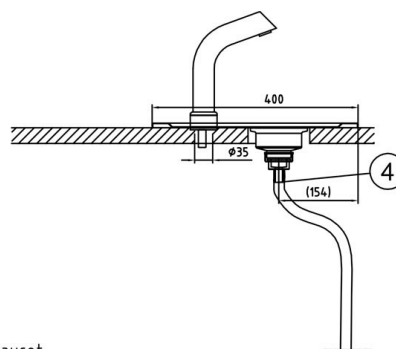
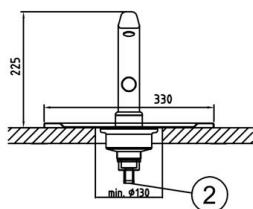
Installation on top of the table

Drop-in Water dispenser Metos D-IWD-EN electrical

When constructing the counter, an opening for the connection cable must be considered. The opening must be at least the size of a plug (diameter min. 40 mm). In addition, the edges of the opening must be finished to make sure that the connection cable is not damaged by rubbing against the opening edge.

The counter, where drop-in units are installed, must be damp-proof and strong enough to bear the appliance weight.

Net weight:
D-IWD-EN 4 kg



The holes to the table for fastening the faucet and drainage.

The electrical box of the electronic faucet has to be fixed inside the counter. Please note the water connection which is connected to the electrical box.

- ① Electric connection: 230V, 1~, 0,1kW, 10A
- ② Cold water connection: R1/2", max 500 kPa
- ④ Drain: Connection for hose with 18 mm inner diameter. Hose not included in the delivery.